







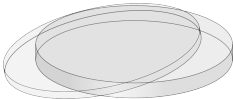
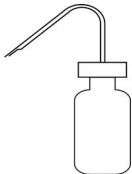


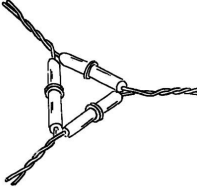



Review: Common Lab Equipment

Picture	Name	Use
		As a container, cup Stirring, Mixing, Pouring, Heating
		To measure volume
		May be heated
		Many uses: Can be heated Mixing/Watching reactions
		Used to hold a test tube
		To pick up and hold a crucible
		A support with many uses

Picture	Name	Use
		To grind chemicals to a powder
		Used to collect specimen or hold agar for growing specimen
		To dispense distilled water
		Used to hold liquids for titration
		To heat small amounts of solid material at high temperature
		To support the crucible
		As a container for small amounts of liquid being evaporated